

SPT SD-6513SSB Portable Dishwasher with Stainless Steel Tub

QUICK BUYER GUIDE



Ideal for small kitchens needing flexible dishwashing

At a Glance Specs



CAPACITY

Washes up to 10 standard plates



NOISE LEVEL

Operates at 52 decibels



INSTALLATION

No permanent plumbing required



ENERGY EFFICIENCY

Certified for energy savings



DURABILITY

Stainless steel interior for long life



PROGRAMS

Six wash cycles for different needs



DIMENSIONS







28" wide, 27" deep, 38" tall









WEIGHT

135 pounds for stable operation







Who It Is For

-  Homeowners with limited kitchen space
-  Families needing extra dishwashing capacity
-  Users wanting no permanent installation
-  Those prioritizing energy efficiency
-  People with stainless steel kitchen decor
-  Users needing quiet operation

Who It Is Not For

-  Users requiring built-in dishwasher
-  Those needing high-speed washing
-  People with narrow kitchen countertops
-  Users wanting smart app controls
-  Individuals needing extra drying features
-  Those with limited access to water

Trade Offs to Consider

-  Larger size may require more counter space
-  No smart app integration for scheduling
-  Higher upfront cost than basic models
-  Limited drying options compared to built-ins
-  Heavier weight may be hard to move
-  Requires regular rinse aid refills



Users Say

● POSITIVES

- ✓ Stainless steel interior looks modern
- ✓ Works well for small households
- ✓ Easy to connect to kitchen faucet
- ✓ Quiet enough for open kitchens
- ✓ Energy savings are noticeable

● COMPLAINTS

- ⚠ No app for remote control
- ⚠ Rinse aid needs frequent refills
- ⚠ Heavier than expected for moving
- ⚠ Limited drying options
- ⚠ Not suitable for very large dishes



How It Compares

- Better than basic portable models for durability
- Less efficient than built-in dishwashers
- More expensive than plastic tub models
- Easier to install than permanent units
- Fewer cycle options than high-end models
- More energy-efficient than non-certified units



Choose This If...

- ✓ You need no plumbing installation
- ✓ You prioritize energy efficiency
- ✓ You want a modern stainless steel design
- ✓ You need extra capacity for small households
- ✓ You require quiet operation
- ✓ You need a durable, long-lasting unit

✗ Skip This If...

- ✗ You need smart app integration
- ✗ You want high-speed washing
- ✗ You have narrow kitchen countertops
- ✗ You require extra drying features
- ✗ You need a built-in dishwasher
- ✗ You want minimal maintenance



Learn More



Read our Review

[SPT SD-6513SSB 24" Wide Portable Dishwasher Review: Cleaning Power, Efficiency, and Kitchen Fit](#)



Visit our YouTube Channel

[Dishwasher Spotlight](#)



Visit our Website

dishwasherspotlight.novicelinks.com