

SPT SD-6505SS Built-In Stainless Steel Dishwasher

QUICK BUYER GUIDE



Ideal for households with heavy dishwashing needs

At a Glance Specs



CAPACITY

Handles up to 12 place settings



SMART WASH

Automatically adjusts wash cycle for load



DRYING

Includes heated drying for faster results



CONTROLS

Touch controls for easy operation



ENERGY EFFICIENCY

Meets ENERGY STAR energy efficiency standards



DIMENSIONS

22.7"D x 23.6"W x 33.75"H



NOISE LEVEL







Operates at 54 decibels









INSTALLATION

Built-in for kitchen integration







Who It Is For

-  Large families with frequent dishwashing
-  Users needing energy-efficient appliances
-  Those who want smart cycle adjustments
-  People with limited counter space
-  Homeowners seeking built-in kitchen appliances
-  Users who prioritize drying performance

Who It Is Not For

-  Small households with minimal dishwashing
-  Users who prefer manual cycle settings
-  Those who need extra drying time
-  Individuals without built-in kitchen space
-  People who want compact designs
-  Users who need advanced smart features

Trade Offs to Consider

-  Larger footprint compared to compact models
-  Requires installation and plumbing setup
-  Higher upfront cost than basic models
-  Limited customization options
-  Heated drying may increase energy use
-  Touch controls may be less intuitive



Users Say

● POSITIVES

- ✓ Smart Wash system is very efficient
- ✓ Heated drying works well for dishes
- ✓ Stainless steel interior looks modern
- ✓ Touch controls are easy to use
- ✓ ENERGY STAR rating saves on bills

● COMPLAINTS

- ⚠ Installation can be complex
- ⚠ Limited cycle options for specialized loads
- ⚠ Heated drying may take longer
- ⚠ Touch controls are sensitive to water
- ⚠ Larger size takes up more space



How It Compares

- Better drying than basic models
- More efficient than non-ENERGY STAR units
- Larger capacity than compact dishwashers
- Includes smart cycle detection
- Requires installation compared to portable units
- More expensive than entry-level models



Choose This If...

- ✓ You need efficient dishwashing for large loads
- ✓ You prioritize energy efficiency
- ✓ You want smart cycle adjustments
- ✓ You have built-in kitchen space
- ✓ You need faster drying performance
- ✓ You want modern stainless steel design

✗ Skip This If...

- ✗ You have a small household
- ✗ You prefer manual cycle settings
- ✗ You need compact design
- ✗ You don't have built-in space
- ✗ You want lower upfront cost
- ✗ You need advanced smart features



Learn More



Read our Review

[SD-6505SS Dishwasher Review: Cleaning, Noise & Efficiency](#)



Visit our YouTube Channel

[Dishwasher Spotlight](#)



Visit our Website

dishwasherspotlight.novicelinks.com