

SPT 18" Energy Star Portable Stainless Steel Dishwasher with 6 Wash Programs and 8 Place Settings

QUICK BUYER GUIDE



Ideal for small kitchens needing energy-efficient portable dishwasher with 6 wash cycles and 8 place settings



At a Glance Specs



CAPACITY

Handles 8 standard place settings



ENERGY EFFICIENCY

ENERGY STAR certified for annual savings



DIMENSIONS

18" deep x 24" wide x 36" tall



WASH OPTIONS

6 preset cycles including eco and rapid modes



MATERIAL

Stainless steel interior and exterior



NOISE LEVEL







Operates at 52 decibels









INSTALLATION

Freestanding with quick faucet connection







Who It Is For

-  Small kitchen spaces with no plumbing
-  Families with 8 place settings needs
-  Eco-conscious users seeking energy savings
-  Frequent hosts needing quick dishwashing
-  Users avoiding permanent installation
-  Those requiring adjustable rack settings

Who It Is Not For

-  Users needing built-in dishwasher models
-  Large households exceeding 8 place settings
-  Commercial kitchen operations
-  Those requiring heavy-duty commercial cycles
-  Users prioritizing ultra-low noise levels
-  Spaces with limited electrical outlets

Trade Offs to Consider

-  Portable vs built-in dishwasher permanence
-  Energy efficiency vs higher upfront cost
-  Limited capacity vs larger family needs
-  Adjustable racks vs fixed shelving
-  Quick setup vs permanent installation
-  Stainless steel durability vs plastic alternatives



Users Say

● POSITIVES

- ✓ Energy-efficient operation saves utility costs
- ✓ Stainless steel construction resists stains
- ✓ Easy to move between locations
- ✓ Multiple wash cycles for different tasks

● COMPLAINTS

- ⚠ Limited to 8 place settings for large families
- ⚠ Noise level may bother light sleepers
- ⚠ Requires regular rinse aid refills
- ⚠ Smaller footprint restricts load size



How It Compares

- Portable vs built-in dishwasher installation
- ENERGY STAR vs standard energy consumption
- 6 wash cycles vs fewer preset options
- Stainless steel vs plastic construction
- Quick setup vs permanent plumbing
- 8 place settings vs larger capacity models



Choose This If...

- ✓ Need portable dishwasher without plumbing
- ✓ Prioritize energy efficiency savings
- ✓ Require 6 wash cycle options
- ✓ Seek stainless steel durability
- ✓ Need quick setup for temporary use
- ✓ Value adjustable rack configurations

✗ Skip This If...

- ✗ Require permanent kitchen installation
- ✗ Have more than 8 place settings
- ✗ Need commercial-grade durability
- ✗ Prioritize ultra-quiet operation
- ✗ Require larger capacity models
- ✗ Need advanced smart connectivity



Learn More



Read our Review

[Portable Energy Star Dishwasher: Clean Performance & Quiet](#)



Visit our YouTube Channel

[Dishwasher Spotlight](#)



Visit our Website

dishwasherspotlight.novicelinks.com