

Midea Built-in Dishwasher with 8 Place Settings

QUICK BUYER GUIDE



Perfect for small kitchens or apartments with 8 place settings

At a Glance Specs



CAPACITY

8 place settings with 11-inch height clearance



ENERGY EFFICIENCY

Energy Star 7.0 certified with 234 kWh/year use



DIMENSIONS

22.6"D x 17.6"W x 32.4"H footprint



NOISE LEVEL

52 decibels operation



DESIGN







Slimline stainless steel tub with LED display








FUNCTIONS

6 wash programs + 3 advanced drying/sanitizing modes







Who It Is For

-  Small kitchen space with limited counter area
-  Users needing energy-efficient appliance
-  Those prioritizing quiet operation
-  People requiring customizable wash cycles
-  Sleek design enthusiasts
-  Easy installation seekers

Who It Is Not For

-  Large households needing 12+ place settings
-  Users requiring high-temperature sanitizing
-  Those needing smart home integration
-  Commercial kitchen operations
-  Advanced feature enthusiasts

Trade Offs to Consider

-  Energy efficiency vs. higher noise levels in some cycles
-  Compact size vs. limited loading flexibility
-  Basic controls vs. app-based features
-  Stainless steel durability vs. higher cost
-  Standard voltage vs. international compatibility
-  Sleek design vs. reinforced structural support



Users Say

● POSITIVES

- ✓ Consistently leaves dishes sparkling clean
- ✓ No soap suds remain after rinsing
- ✓ Easy to install with included manual
- ✓ Quiet operation for open-concept kitchens
- ✓ Stylish black stainless steel finish

● COMPLAINTS

- ⚠ Limited height clearance for oversized items
- ⚠ Requires specific dishwasher detergent
- ⚠ Installation instructions could be clearer
- ⚠ Sanitize cycle takes longer than others



How It Compares

- More energy-efficient than standard models
- Smaller footprint than full-sized units
- Fewer advanced features than premium brands
- Simpler controls vs. smart home integration
- Better noise control than basic models
- Higher upfront cost than entry-level options



Choose This If...

- ✓ You need energy-efficient kitchen appliance
- ✓ Space is limited in your kitchen layout
- ✓ Quiet operation is a priority
- ✓ Customizable wash cycles are desired
- ✓ Sleek modern design is important

✗ Skip This If...

- ✗ You require 12+ place settings capacity
- ✗ High-temperature sanitizing is essential
- ✗ Smart home integration is needed
- ✗ Commercial kitchen requirements apply
- ✗ Advanced features are a must



Learn More



Read our Review

[Midea Slimline Dishwasher: Quiet, Efficient Cleaning 2026](#)



Visit our YouTube Channel

[Dishwasher Spotlight](#)



Visit our Website

dishwasherspotlight.novicelinks.com