

Empava 24 Inch Built-In Dishwasher, Stainless Steel

QUICK BUYER GUIDE



Ideal for homeowners needing a quiet, energy-efficient built-in dishwasher



At a Glance Specs



CAPACITY

Handles 15 place settings with adjustable racks



ENERGY USE

Uses 3.2 gallons per load and 220 kWh annually



DESIGN

Stainless steel finish with built-in look and hidden controls



CERTIFICATIONS

ENERGY STAR and UL certified for efficiency and safety



NOISE LEVEL

Operates at 45 dB, quieter than a conversation



CONTROL TYPE

Touch controls with 8 wash cycles and smart options



DIMENSIONS







22.6"D x 23.8"W x 33.8"H with cut-out dimensions









INSTALLATION

Built-in with mounting brackets and included hardware







Who It Is For

-  Homeowners with limited counter space
-  Those seeking energy-efficient appliances
-  Users needing quiet operation for open-plan kitchens
-  People with large or delicate dishes
-  Individuals with a preference for sleek, built-in designs
-  Those looking for customizable wash cycles

Who It Is Not For

-  Commercial kitchen users
-  Those needing high-temperature sanitization
-  Users with very small dish loads
-  Individuals without access to a dedicated installation space
-  People requiring advanced smart home integration
-  Those with a preference for front-loading dishwashers

Trade Offs to Consider

-  Larger footprint compared to compact models
-  Higher upfront cost than basic models
-  Limited customization beyond pre-set cycles
-  Requires dedicated installation space
-  Slightly higher energy use than ultra-low models
-  No built-in drying for very delicate items



Users Say

● POSITIVES

- ✓ Quiet operation makes it suitable for open kitchens
- ✓ Adjustable racks fit a variety of dish sizes
- ✓ Energy-efficient and cost-effective to run
- ✓ Stylish built-in look blends with modern kitchens
- ✓ Easy to use with intuitive touch controls

● COMPLAINTS

- ⚠ Installation requires professional assistance
- ⚠ Limited drying for very delicate items
- ⚠ No smart home connectivity options
- ⚠ Higher price than basic models
- ⚠ No built-in filter for water softening



How It Compares

- More energy-efficient than standard models
- Quieter than most built-in dishwashers
- Fewer settings than high-end models
- Larger footprint than compact units
- Better design than basic models
- Less customizable than smart dishwashers



Choose This If...

- ✓ You need a quiet, energy-efficient dishwasher
- ✓ You have space for a built-in unit
- ✓ You need adjustable racks for large dishes
- ✓ You want a sleek, modern kitchen design
- ✓ You prefer pre-set wash cycles with smart options

✗ Skip This If...

- ✗ You need a commercial-grade dishwasher
- ✗ You require advanced smart home integration
- ✗ You have limited installation space
- ✗ You prefer front-loading dishwashers
- ✗ You need high-temperature sanitization



Learn More



Read our Review

[Empava 24 Inch Dishwasher — Quiet Efficient Cleaning Now](#)



Visit our YouTube Channel

[Dishwasher Spotlight](#)



Visit our Website

dishwasherspotlight.novicelinks.com