

Empava 24" Built-in Dishwasher with Stainless Steel Tub

QUICK BUYER GUIDE



Ideal for small kitchens needing efficient, quiet dishwashing



At a Glance Specs



CAPACITY

Cleans 15 place settings with 3 adjustable racks



NOISE LEVEL

Operates at 49 decibels for quiet performance



ENERGY USE

Uses 3.2 gallons per load and meets ENERGY STAR standards



INSTALLATION

Built-in design with hidden controls and pocket handle



WASH CYCLES

8 cycle options with sanitize and delay start features



DIMENSIONS

22.6"D x 23.8"W x 33.8"H with cut-out measurements



MATERIAL







Stainless steel finish with brushed surface









POWER

120 volts with LED display and touch controls







Who It Is For

-  Homeowners with small kitchens
-  Users needing quiet operation
-  Those with limited counter space
-  Families with 15 place settings
-  Energy-conscious buyers
-  Users seeking built-in aesthetics

Who It Is Not For

-  Larger households with more than 15 place settings
-  Users requiring extra-large capacity
-  Those needing high-noise dishwashing
-  Individuals with limited installation space
-  People without access to a standard outlet
-  Users preferring traditional control panels

Trade Offs to Consider

-  Limited third rack space for oversized items
-  Higher upfront cost compared to compact models
-  Requires precise cut-out measurements
-  No built-in drying for non-steam cycles
-  Heavier weight may require additional support
-  Limited color options available



Users Say

● POSITIVES

- ✓ Quiet operation without sacrificing cleaning power
- ✓ Stylish stainless steel design blends well with modern kitchens
- ✓ Adjustable racks make loading easier
- ✓ ENERGY STAR certification saves on utility bills
- ✓ Smart cycles reduce manual input

● COMPLAINTS

- ⚠ Third rack is not deep enough for large pots
- ⚠ Installation requires careful measurement
- ⚠ Manual says to use steam for drying, but it's not always effective
- ⚠ No built-in timer for delay start
- ⚠ Limited warranty options



How It Compares

- More compact than full-size built-in models
- Quieter than standard dishwashers
- Fewer cycles than high-end models
- Less energy-efficient than top-tier units
- More expensive than basic countertop models
- Better design than traditional models



Choose This If...

- ✓ You need a quiet, built-in dishwasher
- ✓ You have limited counter space
- ✓ You want a modern stainless steel design
- ✓ You need 15 place settings
- ✓ You prioritize energy efficiency
- ✓ You want smart cycle options

✗ Skip This If...

- ✗ You need more than 15 place settings
- ✗ You require extra-large capacity
- ✗ You prefer high-noise dishwashing
- ✗ You have limited installation space
- ✗ You want a traditional control panel
- ✗ You need a warranty beyond basic coverage



Learn More



Read our Review

[Empava 24-inch Built-In Dishwasher: Quiet & Efficient Plus](#)



Visit our YouTube Channel

[Dishwasher Spotlight](#)



Visit our Website

dishwasherspotlight.novicelinks.com