

# COMFEE' CDC22P1BBB Countertop Dishwasher – 6 Place Settings, 8 Wash Programs, Portable, Black

## QUICK BUYER GUIDE



Ideal for small spaces needing compact, energy-efficient dishwasher with 6 place settings and 8 wash programs

### At a Glance Specs

**CAPACITY**  
6 place settings for 2-3 people

**NOISE**  
49 dB quiet operation

**ENERGY**  
Energy Star certified

**SIZE**  
19.7" x 21.7" x 17.2" footprint







**MATERIAL**  
Plastic and stainless steel

**INSTALLATION**  
Plug-and-play setup

**WASH CYCLES**  
8 programs including Baby-Care and ECO







## Who It Is For

---

-  Small apartments or dorms needing compact dishwasher
-  Users wanting energy-efficient cleaning
-  RV owners requiring portable dishwasher
-  Parents needing Baby-Care cycle
-  Those with limited counter space
-  People looking for easy installation







## Who It Is Not For

---

-  Large households needing more than 6 place settings
-  Users requiring permanent wall-mounted installation
-  Those needing higher water pressure
-  Individuals without a faucet connection
-  People prioritizing ultra-low noise
-  Users needing smart app controls

## Trade Offs to Consider

---

-  Larger models offer more capacity
-  Higher noise than some compact units
-  Less energy-efficient than full-size dishwashers
-  Limited smart features compared to premium models
-  Smaller footprint but less drying power
-  Requires faucet connection for operation



## Users Say

### ● POSITIVES

- ✓ Efficient 8-program washing options
- ✓ Easy to install with included hoses
- ✓ Compact design fits tight spaces

### ● COMPLAINTS

- ⚠ Limited drying power for heavy loads
- ⚠ No app connectivity for scheduling
- ⚠ Requires adapter for faucet connection



## How It Compares

- Smaller footprint than full-size models
- More energy-efficient than standard compact dishwashers
- Fewer smart features than premium models
- Higher noise than some portable options
- Less capacity than larger dishwashers
- Requires faucet connection for operation



## Choose This If...

- ✓ Needs compact, energy-efficient dishwasher
- ✓ Wants 8 wash programs including Baby-Care



## Skip This If...

- × Requires more than 6 place settings
- × Needs permanent installation
- × Prioritizes ultra-low noise



## Learn More

---



### Read our Review

[COMFEE' Countertop Dishwasher Review – Cleaning & Noise](#)



### Visit our YouTube Channel

[Dishwasher Spotlight](#)



### Visit our Website

[dishwasherspotlight.novicelinks.com](https://dishwasherspotlight.novicelinks.com)